

NEW ALL-ELECTRIC JAGUAR I-PACE

SPECIFICATION AND PRICE GUIDE



THE ART OF PERFORMANCE

I-PACE - MAKE IT YOUR OWN



Configure your vehicle at jaguar.com

This is where our I-PACE becomes your I-PACE. You have a number of choices; from selecting your specification pack, exterior and interior colours, wheels and those detailed touches that make the vehicle your own. You can also design and build your perfect I-PACE on our online Configurator at Jaguar.com

CHOOSE YOUR SPECIFICATION PACK

Pages 4-7

I-PACE has a range of standard features. Select your specification pack to further add more features to your I-PACE.

YOUR POWERTRAIN

Pages 8-9

I-PACE'S **400PS** power output is the epitome of Jaguar electric vehicle performance, providing sports car acceleration and drivability.

CHOOSE YOUR EXTERIOR

Pages 10-13

There's a wide range of exterior options to select from; roof styles, paint colours, the exterior Carbon Pack or Black Pack and wheels all enable you to truly express yourself.

4

CHOOSE YOUR
INTERIOR

Pages 14-15

Once you've chosen your seat style, select your preferred colourway. There's a wide selection of premium seats, materials, leathers, veneers, and finishes for every personal taste.

5

CHOOSE YOUR
OPTIONS

Pages 16-19

From an extensive range of options, you can create the exact vehicle you require by adding your personal finishing touch.

6

CHOOSE YOUR
JAGUAR GEAR

Pages 20-21

A range of accessories which your Jaguar Retailer can fit are also available.

TECHNICAL DETAILS & DIMENSIONS

Pages 23-24



VEHICLE SHOWN: I-PACE in Corris Grey with Optional Features

I-PACE STANDARD FEATURES

EXTERIOR FEATURES

Acoustic laminated windscreen
Automatic headlights
Automatic Headlight Levelling System
Body-coloured door mirror caps
Body-coloured roof
Chrome side window surround
Flush exterior door handles
Follow me home lighting
Gloss Black grille with satin chrome surround
Gloss Black lower front blades
Gloss Black rear bumper valance
Grained Black door claddings
Heated rear window with timer
Infrared reflective windscreen
LED headlights
LED tail lights
Rain sensing wipers
Rear fog lights
Tailgate spoiler

WHEELS AND TYRES

Tyre Pressure Monitoring System
Tyre Repair System

INTERIOR FEATURES

Air Quality Sensor
Ambient Interior Lighting
Auto-dimming interior rear view mirror
Carpet Mats
Fixed front armrest with storage
Front and rear cupholders
LED rear reading lights
Overhead stowage for sunglasses
Push Button Start
Rear armrest
Sunvisors with illuminated vanity mirrors
Two-zone Climate Control

SEATING AND INTERIOR TRIM

60:40 split fold rear seat
Light Oyster Morzine headlining
Metal treadplates with Jaguar script
Soft grain leather sport steering wheel

DYNAMICS

Active Vanes
All Wheel Drive
All Surface Progress Control
Coil Suspension
Configurable Dynamics
Dynamic Stability Control
Electric Parking Brake
Electric Power Assisted Steering
Enhanced Brake Regeneration
Hill Launch Assist
JaguarDrive Control
Low Traction Launch
Open Differential with Torque Vectoring by Braking
Passive Suspension

INFOTAINMENT

Apple CarPlay and Android Auto
Bluetooth® connectivity
Dynamic Volume Control
InControl Protect, Pro Services & Wi-Fi Hotspot
Navigation Pro
Power sockets – 2 x 12V, 6 x USB
Remote Premium
TFT Instrument Panel
Touch Pro Duo
Voice control

DRIVER ASSISTANCE

Cruise Control and Speed Limiter
Driver Condition Monitor
Emergency Braking
Lane Keep Assist
Park Pack consisting of: 360° Parking Aid, Rear Traffic Monitor, Clear Exit Monitor and Park Assist
Rear Camera

CHARGING AND SAFETY

7kW single phase on-board charger
Acoustic Vehicle Alert System
Brake Pad wear indicator
Emergency Brake Assist
Intrusion Sensor
Mode 2 Basic Charging Cable
Mode 3 Public Charging Cable
Power operated child locks
Seat belt reminder
Six airbags
Timed Charging

CONVENIENCE

Electric cabin pre-conditioning
Front stowage compartment
Jaguar Smart Key System with Keyless Entry
Lockable glovebox
Luggage hooks in loadspace
Luggage tie-downs in loadspace
Row 2 underseat stowage
Soft cargo barrier

1 CHOOSE YOUR SPECIFICATION PACK

I-PACE S - \$144,900*



I-PACE HSE - \$164,900*



I-PACE SE - \$154,900*



* MRP - Maximum Retail Price excludes On-Road Costs.

S

SE

HSE

WHEELS

18" 15 spoke 'Style 1022' with Silver finish

20" 6 spoke 'Style 6007' with Silver finish

20" 5 spoke 'Style 5068' with Diamond Turned finish

EXTERIOR LIGHTING

LED headlights


Premium LED headlights with signature DRL
Headlight power washMatrix LED headlights with signature DRL
Headlight power wash**CONVENIENCE**Manual tailgate
Heated door mirrors with approach lightsPowered tailgate
Auto-dimming, power fold, heated door mirrors
with memory and approach lightsPowered gesture tailgate
Auto-dimming, power fold, heated door mirrors
with memory and approach lights**SEATING**Luxtac sport seats
8-way semi-powered heated front seatsGrained leather sport seats
10-way electric memory heated front seatsWindsor leather sport seats
18-way heated and cooled, memory front seats
with heated rear seats, including 4-Way electric lumbar**INFOTAINMENT**Touch Pro Duo
TFT Instrument Panel
Meridian™ 380W Sound SystemTouch Pro Duo
TFT Instrument Panel
Meridian™ 380W Sound SystemTouch Pro Duo
TFT Instrument Panel
Meridian™ 825W Surround Sound System**DRIVER ASSISTANCE****Park Pack** consisting of: 360° Parking Aid, Rear Traffic Monitor, Clear Exit Monitor and Park Assist
Rear Camera
Cruise Control with Speed Limiter**Park Pack** consisting of: 360° Parking Aid, Rear Traffic Monitor, Clear Exit Monitor and Park Assist
Drive Pack consisting of: Adaptive Cruise Control with Stop & Go, High-speed Emergency Braking and Blind Spot Assist
Rear Camera**Park Pack** consisting of: 360° Parking Aid, Rear Traffic Monitor, Clear Exit Monitor and Park Assist
Driver Assist Pack consisting of: Adaptive Cruise Control with Steering Assist, High-speed Emergency Braking, 360° Surround Camera and Blind Spot Assist

2 YOUR POWERTRAIN

POWERTRAIN		EV400
Transmission		Automatic
Drivetrain		All Wheel Drive
Power	PS	400
Battery		90kWh
PERFORMANCE		
Maximum Speed	km/h	200
Acceleration (seconds)	0-100km/h	4.8
FUEL ECONOMY		
WLTP Range	km	470
WLTP Consumption	kWh/100km	21.2
CO ₂ Combined Emissions	g/km	0
CHARGING		
Home		
AC		7kW
0-100% Charge		12.9 hours
Public		
DC		100kW
Up to 100km of range		15 minutes

NEDC (New European Driving Cycle) is the previous driving cycle used to measure fuel consumption and emissions in passenger vehicles in Europe. WLTP (Worldwide harmonised Light vehicle Test Procedure) is the new process that has been phased in from 2017, which measures fuel, energy consumption, range and emissions. This is designed to provide figures closer to real-world driving behaviour. It tests vehicles with optional equipment and with a more demanding test procedure and driving profile.

Official EU test figures from manufacturer tests under EU legislation. For comparative purposes only. Real world figures and overall EV performance data may vary according to driving and environmental variables.



3 CHOOSE YOUR EXTERIOR

SELECT YOUR COLOUR

	OPTION CODE	I-PACE S	I-PACE SE	I-PACE HSE
PAINT COLOURS				
Solid				
Fuji White	1AA	NCO	NCO	NCO
Narvik Black	1AT	NCO	NCO	NCO
Photon Red	1CM	NCO	NCO	NCO
Metallic				
Borasco Grey	1CN	NCO	NCO	NCO
Caesium Blue	1AV	NCO	NCO	NCO
Corris Grey	1AB	NCO	NCO	NCO
Firenze Red	1AF	NCO	NCO	NCO
Indus Silver	1AC	NCO	NCO	NCO
Santorini Black	1AG	NCO	NCO	NCO
Yulong White	1AQ	NCO	NCO	NCO
Premium Metallic				
Farallon Pearl Black	1BF	\$1,850	\$1,850	\$1,850
Silicon Silver	1BN	\$1,850	\$1,850	\$1,850



VEHICLE SHOWN: I-PACE in Corris Grey with Optional Features

3 CHOOSE YOUR EXTERIOR

SELECT YOUR WHEELS



**18" 15 SPOKE
'STYLE 1022'**
(Standard on S)



**18" 5 SPOKE
'STYLE 5055'**



**20" 6 SPOKE
'STYLE 6007'**
(Standard on SE)



**20" 6 SPOKE
'STYLE 6007'**



**20" 5 SPOKE
'STYLE 5068'**
(Standard on HSE)

	OPTION CODE	I-PACE S	I-PACE SE	I-PACE HSE
ALLOY WHEEL OPTIONS				
18" 15 spoke 'Style 1022'	029YH	●	X	X
18" 5 split-spoke 'Style 5055' with Diamond Turned finish	031TC	NCO	X	X
20" 6 spoke 'Style 6007'	031MB	\$4,050	●	NCO
20" 6 spoke 'Style 6007' with Diamond Turned finish	031MC	\$4,850	\$800	\$800
20" 5 spoke 'Style 5068' with Diamond Turned finish	031QD	\$4,850	\$800	●

● Standard X Not available NCO No Cost Option



20" 5 SPOKE
'STYLE 5068'



20" 5 SPLIT-SPOKE
'STYLE 5070'



22" 5 SPLIT-SPOKE
'STYLE 5056'



22" 5 SPOKE
'STYLE 5069'

	OPTION CODE	I-PACE S	I-PACE SE	I-PACE HSE
ALLOY WHEEL OPTIONS (CONTINUED)				
20" 5 spoke 'Style 5068' with Gloss Black finish	031QE	\$4,850	\$800	\$800
20" 5 split-spoke 'Style 5070' in Technical Grey with Polished finish	031QS	\$6,450	\$2,450	\$2,450
22" 5 split-spoke 'Style 5056' with Diamond Turned finish (1)	031MD	\$8,100	\$4,050	\$3,250
22" 5 spoke 'Style 5069' in Gloss Black with Diamond Turned finish and carbon inserts (1)	031QT	\$9,700	\$5,650	\$4,850

(1) Must order O27BY Electronic Air Suspension.

4 CHOOSE YOUR INTERIOR

SELECT YOUR INTERIOR FEATURES

	MATERIAL	OPTION CODE	I-PACE S	I-PACE SE	I-PACE HSE
SEAT FUNCTIONALITY					
Sports Seats					
8-Way Semi-Powered Heated Front Seats	Luxtec	300LH	●	X	X
8-Way Semi-Powered Heated Front Seats and Heated Rear Seats	Luxtec	300LJ	\$650	X	X
10-Way Electric Heated Front Seats with Driver & Passenger Memory	Grained Leather	300BT	\$5,000	●	X
10-Way Electric Heated Front Seats with Driver Memory and Heated Rear Seats	Grained Leather	300BV	\$5,650	\$650	X
18-Way Electric Heated & Cooled Front Seats with Driver & Passenger Memory and Heated Rear Seats including 4-Way Electric Lumbar Adjustment	Windsor Leather	300BZ	X	\$5,350	●
Performance Seats					
14-Way Electric Heated & Cooled Front Seats with Driver & Passenger Memory and Heated Rear Seats including 4-Way Electric Lumbar Adjustment	Windsor Leather	300BX	X	\$6,600	\$1,250
VENEERS AND TRIM FINISHERS					
Gloss Black		088JI	●	●	●
Monogram Aluminium		088KU	\$500	\$500	\$500
Gloss Charcoal Ash		088KV	\$650	\$650	\$650
Aluminium Weave Carbon Fibre		088SB	\$2,450	\$2,450	\$2,450

● Standard X Not available



5 CHOOSE YOUR OPTIONS

SELECT YOUR OPTIONAL FEATURES

Options must be specified at the point of ordering your new vehicle.
Please contact your local Jaguar Retailer for more information.

	OPTION CODE	I-PACE S	I-PACE SE	I-PACE HSE
EXTERIOR FEATURES				
Front Fog Lights	064AP	\$300	\$300	\$300
Gloss Black Side Window Surround	081DB	\$500	\$500	\$500
Headlights - LED	064QA	●	X	X
Headlights - Premium LED Headlights with Signature Daytime Running Lights	064QB	\$1,550 (4)	●	X
Headlights - Matrix LED Headlights with Signature Daytime Running Lights	064QC	\$3,000 (4)	\$1,450	●
Heated Windscreen & Heated Washer Jets	040AK & 040AQ	\$550	\$550	\$550
Mirrors - Heated Door Mirrors with Approach Lights	030RH	●	X	X
Mirrors - Auto Dimming, Power-Fold, Heated Door Mirrors with Memory & Approach Lights	030NL	\$800	●	●
Privacy Glass	047DB	\$750	\$750	\$750
Roof - Black Contrast (1)	080AN	\$1,150	\$1,150	\$1,150
Roof - Fixed Panoramic	041CX	\$2,350	\$2,350	\$2,350
WHEELS AND TYRES				
Locking Wheel Nuts	055AC	\$50	\$50	\$50
Reduced Section Alloy Spare Wheel	029VT	\$350	\$350	\$350
DYNAMICS				
Adaptive Dynamics (2)	027CW	\$1,800	\$1,800	\$1,800
Adaptive Surface Response (AdSR) (3)	088IG	\$300	\$300	\$300
Electronic Air Suspension	027BY	\$2,550	\$2,550	\$2,550

● Standard X Not available

(1) Not available with fixed panoramic roof or with Narvik Black, Santorini Black or Farallon Pearl Black exterior colours. (2) Must order 027BY Electronic Air Suspension. (3) Must order 027CW Adaptive Dynamics.

(4) Must order 064BV Headlight Power Wash.

	OPTION CODE	I-PACE S	I-PACE SE	I-PACE HSE
DRIVER ASSISTANCE				
Adaptive Cruise Control with Stop & Go	065AM	X	●	X
Adaptive Cruise Control with Steering Assist	065AJ	PACK	PACK	●
Blind Spot Assist	086GM	PACK	●	●
Cruise Control and Speed Limiter	065AB	●	X	X
High Speed Emergency Braking	087CB	PACK	●	●
Rear View Camera	086FA	●	●	X
Surround Camera System	086GC	\$1,200	\$1,200	●
CONVENIENCE				
Activity Key	066CA	\$650	\$650	\$650
Garage Door Opener (HomeLink®)	025CT	\$400	\$400	\$400
Lockable Cooled Glovebox	030DH	\$200	\$200	\$200
Loadspace Partition Net	026EU	\$250	\$250	\$250
Loadspace Stowage Rails	135AH	\$250	\$250	\$250
Loadspace Stowage Rails with Luggage Retention Kit	135AL	\$550	\$550	\$550
Tailgate - Manual	070AU	●	X	X
Tailgate - Powered	070AV	\$800	●	X
Tailgate - Powered Gesture	070BA	\$1,050	\$250	●

● Standard X Not available

5 CHOOSE YOUR OPTIONS

	OPTION CODE	I-PACE S	I-PACE SE	I-PACE HSE
INTERIOR FEATURES				
4-Zone Climate Control	022BC	\$1,450	\$1,450	\$1,450
Cabin Air Ionisation	022GB	\$200	\$200	\$200
Configurable Ambient Interior Lighting	064FC	\$400	\$400	\$400
Headlining - Light Oyster Morzine	188HA	●	●	●
Headlining - Light Oyster Suedecloth	188HC	\$2,600	\$2,600	\$2,600
Headlining - Ebony Morzine	188HD	\$500	\$500	\$500
Headlining - Ebony Suedecloth	188HB	\$2,600	\$2,600	\$2,600
Illuminated Front Door Treadplates with Jaguar Script	048BD	\$250	\$250	\$250
Steering Wheel - Heated (1)	032DV	\$400	\$400	\$400
Steering Wheel - Suedecloth (2)	032FR	\$550	\$550	\$550
INFOTAINMENT				
Integrated Click & Go Base Unit with USB Charging Port	129AV	\$500	\$500	\$500
Head-up Display	039IB	\$1,550	\$1,550	\$1,550
Meridian™ Sound System - 380W	025LM	●	●	X
Meridian™ Surround Sound System - 825W	025LN	\$1,600	\$1,600	●


● Standard X Not available

(1) Not available with Suedecloth Steering Wheel. (2) Not available with Heated Steering Wheel.

	OPTION CODE	I-PACE S	I-PACE SE	I-PACE HSE
OPTION PACKS				
Drive Pack	017TA	\$2,450	●	X
Consisting of: Adaptive Cruise Control with Stop & Go, High-speed Emergency Braking and Blind Spot Assist				
Driver Assist Pack	017TE	\$3,750	\$1,300	●
Consisting of: Adaptive Cruise Control with Steering Assist, High-speed Emergency Braking, Blind Spot Assist, 360° Surround Camera, 360° Parking Aid, Park Assist and Rear Traffic Monitor				
Cold Climate Pack	017CA	\$850	\$850	\$850
Consisting of: Heated Windscreen, Heated Washer Jets and Heated Steering Wheel				
Black Exterior Pack	032MB	\$600	\$600	\$600
Consisting of: Gloss Black Side Window Surround, Side Vents, Grille and Surround				
Carbon Fibre Exterior Pack	032IT	\$10,450	\$10,450	\$10,450
Consisting of: Gloss Black Grille with Carbon Fibre Grille Surround, Mirror Caps, Front & Rear Blades and Door Claddings				

● Standard X Not available

6 CHOOSE YOUR JAGUAR GEAR

 Configure your vehicle at [jaguar.com](https://www.jaguar.com)



SELECT YOUR JAGUAR GEAR

Jaguar Gear Accessories can be purchased through your Jaguar Retailer and added at any stage of the vehicle's life - not just when it's new. Jaguar Gear approved accessories are designed, tested and manufactured to the same exacting standards as the original equipment fitted to your vehicle.

For our full range of accessories please search 'Jaguar Gear Accessories' to view the online catalogue.

VEHICLE SHOWN: I-PACE in Corris Grey with Optional Features



ROOF CROSS BARS

These elegant, durable Bright finish cross bars, mounted to the bodyside of the vehicle, enable the use of a wide range of roof carrying accessories. The cross bars are easy to attach or remove, with the use of a supplied tool, and are also lockable for security. The aerodynamic profile minimises drag and wind noise. Maximum load capacity is 75kg.

Part No. T4K1112



LUGGAGE COMPARTMENT RUBBER MAT

This premium mat is tailored specifically to protect the luggage compartment. Light and durable, it is easily removable for cleaning. Not applicable for vehicles with space saver spare wheel.

Part No. T4K1601



SKI / SNOWBOARD HOLDER

This aluminium, aerodynamic carrier provides a secure transporting system for winter sports equipment. The raised design prevents bindings from damaging the vehicle's roof, whilst the carrier can be simply extended to slide out, alleviating the need to stretch over the roof of the vehicle when loading and unloading. Compatible with the One-Key system, this lockable carrier provides 60cm loading space that holds up to six pairs of skis or four snowboards.

Part No. C2A1538

Requires Roof Cross Bars (see above)



BUMPER PROTECTOR

Convenient pull out protector, manufactured from a robust fabric material, provides protection for the rear bumper from scratches and scuffs, helping to prevent clothing from collecting dirt from the bumper during loading/unloading.

Part No. T2H17216



REAR MOUNTED CYCLE CARRIER

Premium rear mounted cycle carrier provides a convenient bike carrying solution with quick release loading attachments and secure locking mechanism. Attaches to the vehicle using the two tow eye mountings. Electrical connector fitted below rear of vehicle to power lights - side lights, stop lights and indicators included. Maximum load capacity 30kg (maximum 2 x 15kg bikes).

Part No. T4K1179

Requires Preparation Kit Part No. T4K1472



LUGGAGE COMPARTMENT PARTITION FULL HEIGHT

The luggage compartment partition is designed to prevent cargo from entering the passenger compartment. Not compatible with luggage compartment partition net or space saver spare wheel.

Part No. T4K1160

TECHNICAL DETAILS

POWERTRAIN	
Power	EV400 400PS
Battery	90kWh
Drive	All Wheel Drive (AWD)
BRAKES	
Front Type	Ventilated Disc
Front Diameter (mm)	350
Rear Type	Ventilated Disc
Rear Diameter (mm)	325
Park Brake	Electric Park Brake (EPB) integrated into Brake Caliper
WEIGHTS - KG (1)	
Weight from	2,133
Gross Vehicle Weight	2,670
Maximum Mass on each axle (front)	2,400
Maximum Mass on each axle (rear)	1,450
ROOF CARRYING - KG	
Maximum Roof Load (including Roof Cross Bars)	75
PERFORMANCE	
WLTP Range	470km
WLTP Consumption	21.2 kWh/100km
CO ₂ Combined Emissions	0g CO ₂ /km
Maximum Speed	200km/h
Acceleration - 0-100km/h	4.8 seconds

(1) Weights reflect vehicles to standard specifications. Optional features increase weight.

WLTP (Worldwide harmonised Light vehicle Test Procedure) is the new process that has been phased in from 2017, which measures fuel, energy consumption, range and emissions. This is designed to provide figures closer to real-world driving behaviour. It tests vehicles with optional equipment and with a more demanding test procedure and driving profile.

Official EU test figures from manufacturer tests under EU legislation. For comparative purposes only. Real world figures and overall EV performance data may vary according to driving and environmental variables.

IMPORTANT NOTICE

Jaguar is consistently seeking ways to improve the specification, design & production of its vehicles and alterations take place continually. While every effort is made to produce up-to-date literature, this leaflet should not be regarded as an infallible guide to current specification & options, nor does it constitute an offer for the sale of any particular vehicle. Distributor and Dealers are not agents of Jaguar by any express or implied undertaking or representation.

SPECIFICATION AND OPTIONS

All pricing, specification & option levels are relevant for MY20 production at time of printing. All prices are in New Zealand dollars and include GST but exclude On-Road and set up costs. Jaguar New Zealand reserves the right to make changes to pricing, specification & options at any time without prior notice.

April 2019

DIMENSIONS



Height

Maximum Height - 1,565mm(1)

Headroom

Maximum Front Headroom - 1,013mm (2)
Maximum Rear Headroom - 968mm

Legroom

Maximum Front Legroom - 1,040mm
Maximum Rear Legroom - 890mm

Loadspace Capacity

Height 732mm / Width 1,244mm
Loadspace width between arches - 1,060mm

Rear Seats Upright


Loadspace Volume 638-656 Litres
Length at Floor - 967mm

Rear Seats Down

Loadspace Volume 1,435-1453 Litres
Length at Floor - 1,797mm

Turning Circle

Kerb to kerb - 11.98 Metres
Wall to wall - 12.4 Metres
Turns lock to lock - 2.52



(1) With Roof Antenna. (2) Maximum Headroom with Fixed Panoramic Roof.

